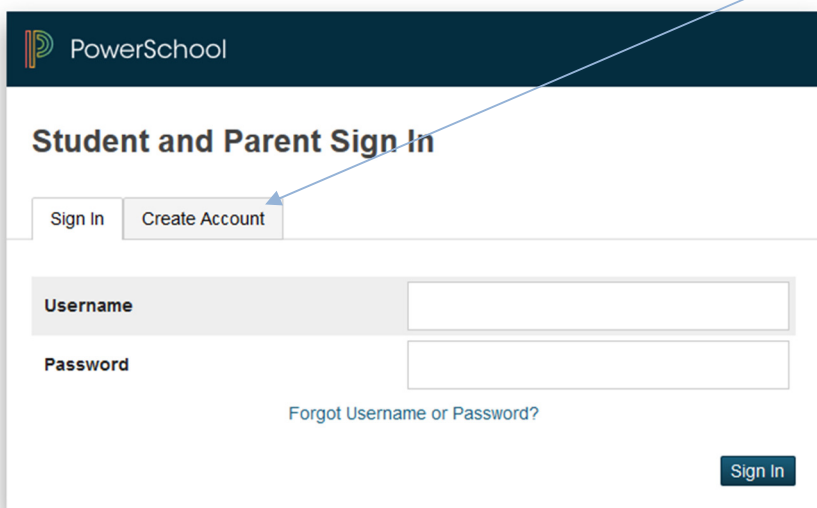


Parent Single Sign-On Accounts for PowerSchool

Parents can create an account for the Parent Portal and link all of their children under one sign-on account. They must go to their child's school and request a [WEB ID and Password letter for Parents](#). Parents can also download from the App store the Parent Portal app to use on their mobile devices.

The Parent Portal login screen will now look like the image below. First step is for parents to create an account for themselves. Click on Create Account button to create account. Once they have created their account they will then log in using the Parent Sign-In information.

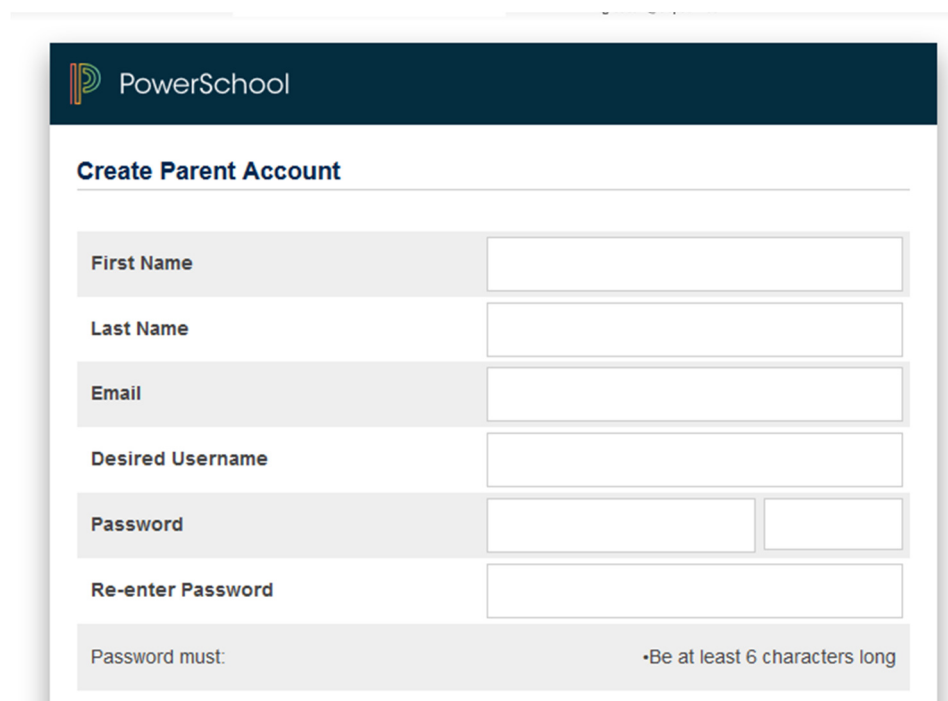


The screenshot shows the PowerSchool login interface. At the top is the PowerSchool logo. Below it is the heading "Student and Parent Sign In". There are two tabs: "Sign In" and "Create Account". The "Create Account" tab is selected and highlighted with a blue arrow. Below the tabs are input fields for "Username" and "Password". A link "Forgot Username or Password?" is located below the password field. A "Sign In" button is at the bottom right.

Copyright © 2005-2016 PowerSchool Group LLC and/or its affiliate(s). All rights reserved.

When creating an account, this screen will appear. The parent will need to have the parent portal log-in information for each of their children.

(you must go to your child's school and present ID in order to receive the WEB ID and Password Letter for Parents)



The screenshot shows the "Create Parent Account" screen. It has the PowerSchool logo at the top. Below the logo is the heading "Create Parent Account". There are several input fields: "First Name", "Last Name", "Email", "Desired Username", "Password" (with a strength indicator), and "Re-enter Password". At the bottom, there is a "Password must:" section with a requirement: "•Be at least 6 characters long".

Enter your information in as indicated below. Passwords must be at least 6 characters. Link your children to your account by completing the required information for them. Access Password for each child must be typed in all UPPER CASE.

Link Students to Account

Enter the Access ID, Access Password, and Relationship for each student you wish to add to your Parent Account

1

Student Name

Access ID

Access Password

Relationship

-- Choose

2

Student Name

Access ID

Access Password

Relationship

-- Choose

When you get logged in, you will see your children's name listed on bar, click on name to go to the other record.

PowerSchool

Jane Jim

Navigation

Grades and Attendance

Grade History

Attendance History

Email Notification

Teacher Comments

School Bulletin

Class Registration

IGP Success Viewer

Curriculum Browser

My Calendars

School Information

Account Preferences

To setup email notifications, click here and enter information. This feature should be working now.

To change your name, email address, username or password, click here (Account Preferences) and make changes under Profile tab. To change password, click on Profile and click on Pencil to edit user name or password. To add children click on Students tab and click on Add+. Enter required information on next screen

Profile Students

Account Preferences - Students

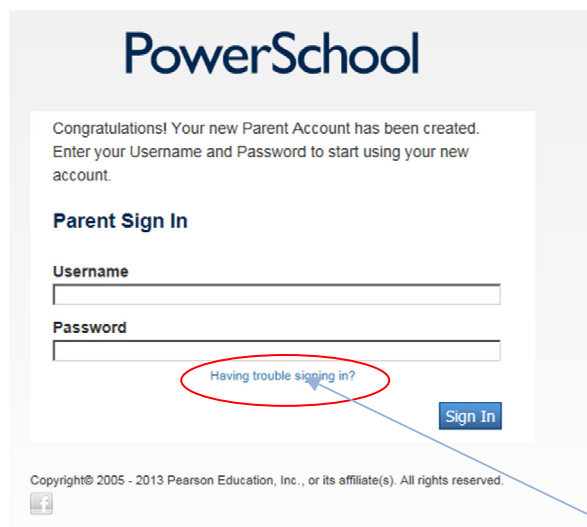
To add a student to your Parent account, click the ADD button.

My Students Add +

Username:

Current Password:

The next time you log into the parent portal, you will sign in here.



PowerSchool

Congratulations! Your new Parent Account has been created.
Enter your Username and Password to start using your new account.

Parent Sign In

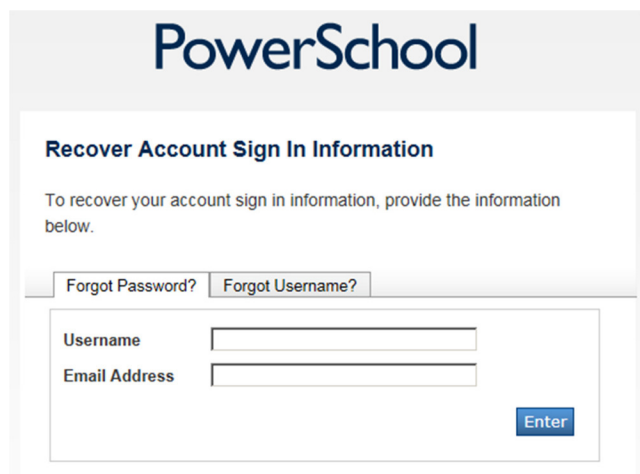
Username

Password

[Having trouble signing in?](#)

Copyright© 2005 - 2013 Pearson Education, Inc., or its affiliate(s). All rights reserved.

If you forget your password or user name, click “Having trouble signing in?” on login screen and click on the appropriate tab and enter required information. An email will be sent to your account with information for logging in.



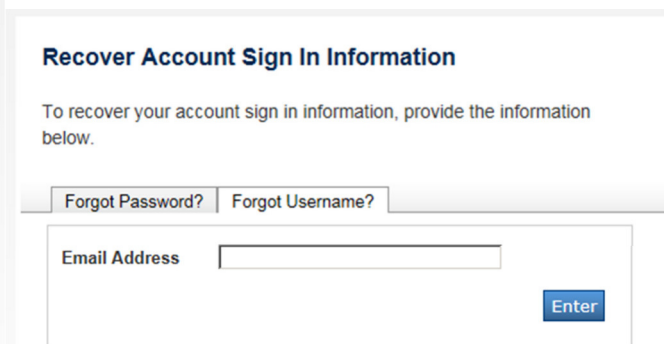
PowerSchool

Recover Account Sign In Information

To recover your account sign in information, provide the information below.

Username

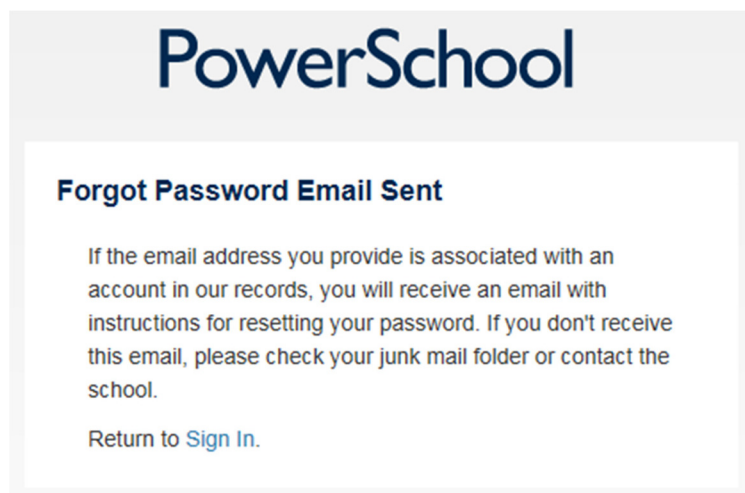
Email Address



Recover Account Sign In Information

To recover your account sign in information, provide the information below.

Email Address



PowerSchool

Forgot Password Email Sent

If the email address you provide is associated with an account in our records, you will receive an email with instructions for resetting your password. If you don't receive this email, please check your junk mail folder or contact the school.

Return to [Sign In](#).